




# Beyond

THE JOURNEY  
CONTINUES

A graphic icon consisting of a solid location pin on the left and a dashed line path leading to another location pin on the right, set against a light blue background.The logo for 'THE CHURCH OF ENGLAND Diocese of Manchester' and 'CHURCH FOR A DIFFERENT WORLD'. It features a cross symbol and the text 'THE CHURCH OF ENGLAND Diocese of Manchester' on the left, and 'CHURCH FOR A DIFFERENT WORLD' on the right, all set against a pink background.

## CHURCH & SCHOOL RESOURCE PACK



# Why Beyond?



## THE VISION

The transition from Year 6 to Year 7 is filled with wonder, excitement, apprehension, and questions. Beyond is a resource for churches and schools to use to help children process how they are feeling and to help them discover some tools to help them in their journey.



“

**TRAIN A CHILD  
HOW TO LIVE THE  
RIGHT WAY. THEN  
EVEN WHEN HE IS  
OLD, HE WILL  
STILL LIVE THAT  
WAY. ”**



## THE JOURNEY

As part of a Church of England school a vast amount of Year 6's have been part of a spiritual community for their whole schooling, Beyond hopes to help that spiritual journey continue into secondary school.



## WHAT TO EXPECT

We have planned a variety of different resources with lesson plans, easy to get resources, video links and printables. We have included ideas on how to use this in churches and schools as well as a Year 6 Leavers service plan.



# TOP TIPS



## BUILD RELATIONSHIP

The transition from Year 6 to Year 7 is a big change in a young person's life. Schools really appreciate anything that churches can offer to encourage and support pupils and their families through this season and beyond. The time around secondary school places being allocated and the approach to SATs week can be daunting for both pupils and staff so offering to pray for them or giving a gift can inspire and reassure everyone that they are not alone. Delivering Beyond activities shows how faith in God is relevant to real life and how He can help us when we face change. It shows that the church has a genuine care and concern for local families as they share faith, hope and love. It is also an opportunity to invite pupils to church activities and show how they can continue on a journey of faith.

## CULTURAL CONSCIENCE & CONTEXT

We live in a time where our schools, both church and community, are increasingly more diverse and this is something to be celebrated! We get to experience more ways of life than ever before and get to see the world through so many different lenses. We get to see more love, joy and excitement through the young people we work with. However, we also get to see a lot more of the pain that they may have to endure. The world we live in is broken and that affects the lives of so many of our young people. As leaders and role models for our young people, we have the responsibility to empower them and uplift them, through the love of God.

When using stories from the Bible, be aware of the language you are using and how it may sound in the context you are in. Be conscious of the social climate you are in, in your local area, across the nation and across the world. The bible was created to help spread the love of God, but taken out of context, it could end up doing the complete opposite.

There will be times where we slip up and make mistakes, we are only human, but all anyone can ask of us is to try our best to be culturally conscious and aware of our contexts.

## PRESENTATION & COMMUNICATION

When it comes to presenting and communicating with Year 6 pupils, it is essential to take some time to plan the session and think through the words and the way you will say them. Speak clearly and engagingly, using simple language and avoiding complex terminology. Plan to use visual aids, such as pictures, diagrams, or props, to capture their interest and reinforce key concepts. Encourage active participation by asking questions, inviting them to share their thoughts, and incorporating interactive elements like role-playing or hands-on activities.


Most importantly, make the learning experience enjoyable and memorable by injecting a sense of fun and enthusiasm into your presentation. You may need to adapt your communication style but ultimately the young people want to know who you are and sharing appropriate stories will help this.





# Foundations

LESSON PLAN & WORKSHEETS



# foundations

## SCHOOL



### AIM OF SESSION

A classroom-based workshop for pupils to explore the foundations that will help them stand strong as they transition from primary school to secondary school, using the parable of the “Wise and Foolish Builders”.

### RESOURCES NEEDED

- Coin
- Paper
- Pens/pencils
- Printouts of Bible verses, emojis, group activity
- Bible Story/YouTube video of [“The Wise and Foolish Builders”](#)

### EXTENDED IDEAS

*Within the plan there are different coloured icons to give additional ideas. The ideas can be found at the end of the lesson plan.*



### TIMING

# 60

## MINUTES

### TIMING OPTION

*There are alternative activities if you would like to run the session in a larger space e.g. playground/hall and extension activities if pupils would like to explore further.*

### WORKSHEETS & PRINT OUTS



- Foundations emoji faces
- Foundations Bible verses for house activity
- Foundations coloured house
- Foundations black and white house
- Foundations Psalm 94:22



# foundations




## LESSON PLAN: 1 OF 3 PAGES

TIME	ACTIVITY	DESCRIPTION
5 minutes	<b>Introduction</b>	Leaders introduce themselves using "Two truths and one lie" (school related if possible). Ask pupils which statement they think is a lie. Explain aim and outline of session (without using the word "foundation").
5 minutes	<b>Icebreaker: Coin of Destiny</b> 	Everyone stands and decides if they think the coin will show heads or tails by placing their hand on their "head" or "tail". The leader tosses the coin and calls out "heads" or "tails". All those who chose correctly remain standing, others sit. Continue until one person is the winner. - Relate to transition and moving forward, not always knowing what comes next. (Alternative version with a pack of cards and choosing if the next card will be higher or lower)
5 minutes	<b>Design a House</b> 	Make a list on paper of things you need to build a house (two minutes). Prize for anyone who gets one of the key words: PLAN, GOD, FOUNDATION
3 minutes	<b>Foundations Definition</b>	1. What is a foundation? Base of a house which supports everything else. 2. Do we need a strong foundation for our life? Yes - helps keep us strong. 3. What do you want to build? Hopes, dreams, ambitions.
7 minutes	<b>Memories</b> Primary school has given pupils a foundation to build on.	Share memories of the following: ·An amazing fact you have learned in school ·Favourite topic ·School trip highlight ·Anything you will treasure forever ·Faith memories – e.g. nativity play, collective worship, church Bible verse: ask a pupil to read (and give a prize)

# foundations

LESSON PLAN: 2 OF 3 PAGES



TIME	ACTIVITY	DESCRIPTION
	<b>Memories</b> continued	The Bible talks about God being our Rear Guard and going behind us in Isaiah 52:12. In the armies of the Old Testament, the Rear Guard came along after a battle to collect anything valuable that may have been left behind. God goes before us, He is with us now, but He is also our Rear Guard, collecting anything of value that may have been left behind.
5 minutes	<b>Emotions</b>	Show a selection of emojis and ask how pupils are feeling about leaving primary. Is it one or a mix? Repeat for starting secondary school. All these feelings are understandable and you are not alone. Notice how many pupils are feeling the same. <i>WORKSHEET: Foundations emoji faces</i>
5 minutes	<b>Bible Story</b> 	<i>The parable of the wise and foolish builders. Matthew 7:24-27</i> Tell the story in an interactive way using a version such as "The Two Houses" from The Lion Storyteller Bible or show on a YouTube video: <a href="#">Parable of the Wise and Foolish Builders - YouTube</a>
5 minutes	<b>Message</b>	<i>Foundation in God</i> Both houses are on different foundations but the storm is the same. How you respond depends on your foundation. You can stand on the foundation of primary school but also on God's promises. He goes behind us, He is with us, He goes before us. Link to other key Bible verses of your choice or ones that have a special link to the school.



# foundations

LESSON PLAN: 3 OF 3 PAGES



TIME	ACTIVITY	DESCRIPTION
10 minutes	<b>Small Group Activity</b>	<p>Have a big simple picture of a house and a set of Bible verses connected to the attributes of a house e.g. door, window, path, roof, foundation... Invite pupils to put the verse next to the place they think it connects.</p> <p>Ask pupils which verse stood out to them and why?</p> <p>We can stand on these promises of God and use them when we pray.</p> <p><i>WORKSHEETS Foundations Bible verses for house activity, Foundations black and white house</i></p>
5 minutes	<b>Prayer activity</b>	<p>"You, LORD God, are my fortress that mighty rock where I am safe."</p> <p>Psalm 94:22 Contemporary English Version</p> <p><i>PRINTOUT Foundations Psalm 94 v 22</i></p>
5 minutes	<b>Finish the Lesson</b>	<p>Give space for some questions from the children</p> <p>Thank the children for their engagement and finish with a Blessing / Prayer</p>



# foundations

## EXTENDED IDEAS



### HERO OF TOWERS

Split the group into teams and give each 10 paper/plastic cups. Each member takes it in turns to build a tower with 4 along the bottom, 3 on top of the 4, 2 on top of the 3 and 1 on top of the 2 to create a pyramid. Once completed they stack back into 2 stacks and run/pass to the next person. Winners are the team who gets everyone to build and stack.



### DESIGN A HOUSE

If you were designing a house what would you need? All stand and go round the group one at a time for answers. If anyone repeats an answer or gets stuck they sit down. If someone mentions "FOUNDATION" they win the game. To shorten the game, add more instructions (e.g. no words with the letter "e") or do with two smaller groups.

Prize for the pupil who says the key word: FOUNDATION



### BIBLE STORY: THE WISE AND FOOLISH BUILDER

Retell the story through drama using big building bricks.

---

#### GAME IDEA: ROCK, PAPER, SCISSORS

Hold a competition to see who will face the world champion of "Rock, paper, scissors" (a leader!). Get into pairs, the leader counts to 3 and each pair plays the game. Those who are out sit at the side. Any who draw go again. Find a new partner and repeat. If there are three left at the end, each chooses one of the objects as the leader has their back turned. Whoever chooses the same object as the leader goes on to face the "world champion".

#### WORSHIP SONGS

"The Rock" by Worship for Everyone

"My Feet are on the Rock" by I Am They


"Firm Foundation" by Cody Carnes



# foundations



WORKSHEETS & PRINT-OUTS



















# 'YOU, LORD GOD, ARE MY FORTRESS, THAT MIGHTY ROCK WHERE I AM SAFE.'

PSALMS 94:22 (CEV)



# Foundations House Bible Verses.

Cut these out and stick to the House image where you think they should go.

Your word is a lamp  
to guide my feet and  
a light for my path.  
Psalm 119:105

Those who live in  
the shelter of the  
Most High will find  
rest in the shadow  
of the Almighty.  
Psalm 91:1

Keep on asking,  
and you will  
receive what you  
ask for. Keep on  
seeking, and you  
will find. Keep on  
knocking, and  
the door will be  
opened to you.  
Matthew 7:7

The Lord will guide you  
continually, giving you water  
when you are dry and  
restoring your strength. You  
will be like a well-watered  
garden, like an ever-flowing  
spring.  
Isaiah 58:11

Anyone who  
listens to My  
teaching and  
follows it is  
wise, like a  
person who  
builds a house  
on solid rock.  
Matthew 7:24

Yes, I am the  
gate. Those who  
come in through  
Me will be saved.  
They will come  
and go freely  
and will find  
good pastures.  
John 10:9

Look up into the heavens. Who  
created all the stars? He brings  
them out like an army, one after  
another, calling each by its name.  
Because of His great power and  
incomparable strength, not a  
single one is missing.  
Isaiah 26:21

Then God looked over all He  
had made, and He saw that it  
was very good! And evening  
passed and morning came,  
marking the sixth day.  
Genesis 1:31

With my God I can scale any wall.  
2 Samuel 22:30

Long ago You laid the foundation of the earth and made the  
heavens with Your hands.  
Psalm 102:25



# Foundations House

